



# Namibian Market Value Survey

## As of 31-May-18

### Disclaimer

"The information contained herein is intended for general information and illustrative purposes only and must not be seen as advice as defined in the FAIS Act. NMG does not expressly or by implication represent, recommend or propose, nor does it intend to represent, recommend or propose that the financial information contained in this report is appropriate to the particular investment objectives, financial situation or particular needs of any existing client or any other person reading the report. It is recommended that you consider on your own or in consultation with your licensed financial services provider as to whether the intended purchase of any financial product; the investment in any financial product; the conclusion of any transaction in respect of a financial product; or the variation, replacement or termination of any terms in relation to a financial product is appropriate when considering your particular needs, personal objectives and financial situation.

NMG has taken all reasonable measures to insure that the information is complete and accurate; however, NMG makes no representation and gives no warranty as to the integrity, adequacy, completeness or suitability of the information contained herein or that the information is free from errors and omissions of any kind. NMG will not be liable for any actions taken by any person based on the correctness of this information."

T: +27 21 943 1800

[www.nmg.co.za](http://www.nmg.co.za), [Survey@nmg.co.za](mailto:Survey@nmg.co.za)

Belvedere Office Park Block B, Pasita Street, Bellville

NMG Consultants and Actuaries (Pty) Ltd (Co Reg No. 1979/001308/07) Authorised Financial Service Provider - FSP12968

# Aggressive Managers



	Current Month	YTD	1 Year	3 Years	5 Years	10 Years
OMIGNAM Profile Pinnacle	-1.4	-0.7	7.7	6.7	9.5	10.4
<b>NMG NAM Aggressive Benchmark</b>	<b>-1.1</b>	<b>0.9</b>	<b>7.0</b>	<b>7.8</b>	<b>10.0</b>	<b>11.2</b>

# Moderate Managers

	Current Month	YTD	1 Year	3 Years	5 Years	10 Years
Allan Gray Global Balanced	-1.4	-0.4	5.7	8.5	10.0	11.1
Capricorn Managed Fund	-2.3	-3.2	2.5	4.4	9.2	—
Investec Managed	-1.8	-0.1	8.3	6.8	10.9	10.7
Investec Opportunity	-0.5	1.1	7.3	8.7	10.4	11.8
Investec Segregated	-1.7	-0.2	8.2	6.9	11.1	10.9
Momentum Namibia Global Balanced	-1.2	2.3	1.7	5.1	8.8	8.8
Namibian Asset Managers	-2.5	-1.6	5.2	5.3	9.3	11.1
OMIGNAM Segregated	-0.9	-0.1	10.1	7.8	10.1	10.3
Prudential Segregated	-1.9	0.1	8.5	7.6	10.4	11.0
Sanlam Balanced	-1.8	-2.0	4.4	6.1	9.2	9.3
Stanlib Namibia Balanced	-0.5	-0.3	8.3	6.2	9.1	9.8
<b>Namibia Average: Moderate Managers</b>	<b>-1.5</b>	<b>-0.4</b>	<b>6.4</b>	<b>6.7</b>	<b>9.9</b>	<b>10.5</b>
<b>Namibian Median: Moderate Managers</b>	<b>-1.7</b>	<b>-0.6</b>	<b>7.2</b>	<b>6.8</b>	<b>10.2</b>	<b>10.6</b>
<b>NMG NAM Moderate Benchmark</b>	<b>-0.9</b>	<b>1.5</b>	<b>7.6</b>	<b>7.9</b>	<b>9.7</b>	<b>10.8</b>

# Conservative Managers



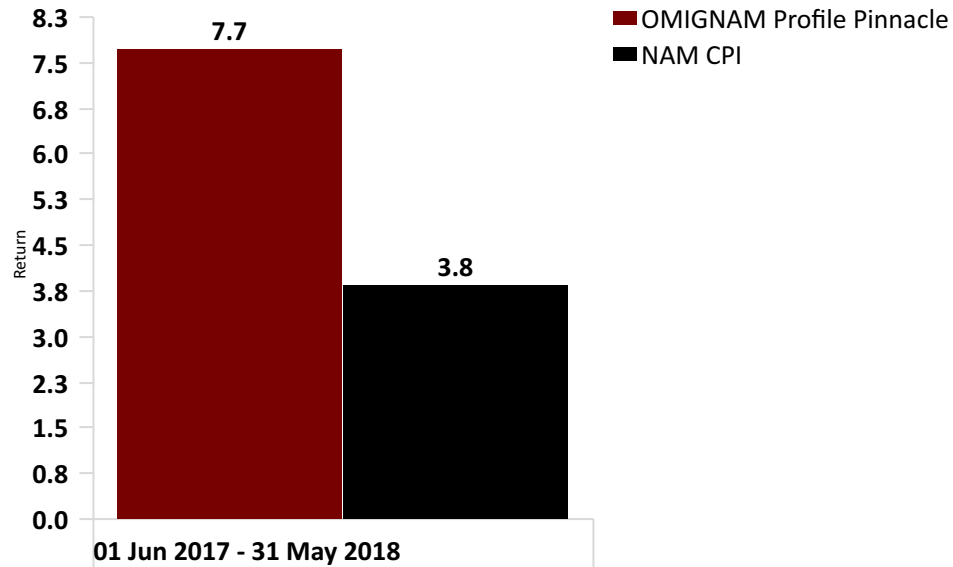
---

	Current Month	YTD	1 Year	3 Years	5 Years	10 Years
OMIGNAM Profile Capital Plus	-0.8	0.7	7.0	7.4	8.5	10.1
<b>NMG NAM Conservative Benchmark</b>	<b>0.1</b>	<b>3.0</b>	<b>7.8</b>	<b>7.5</b>	<b>7.3</b>	<b>8.3</b>
<b>NAM CPI</b>	<b>0.4</b>	<b>2.6</b>	<b>3.8</b>	<b>5.6</b>	<b>5.2</b>	<b>5.8</b>

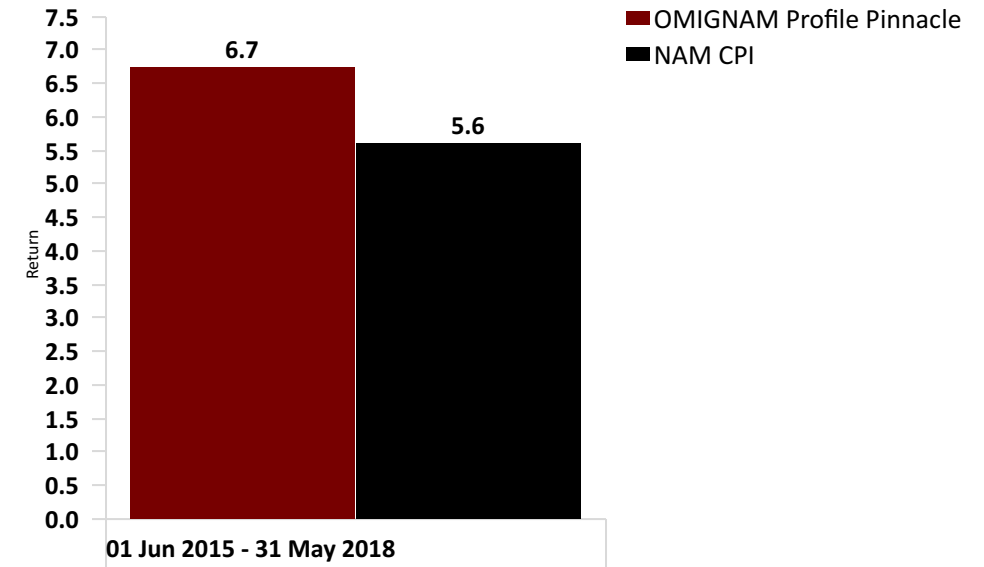
# Aggressive Managers



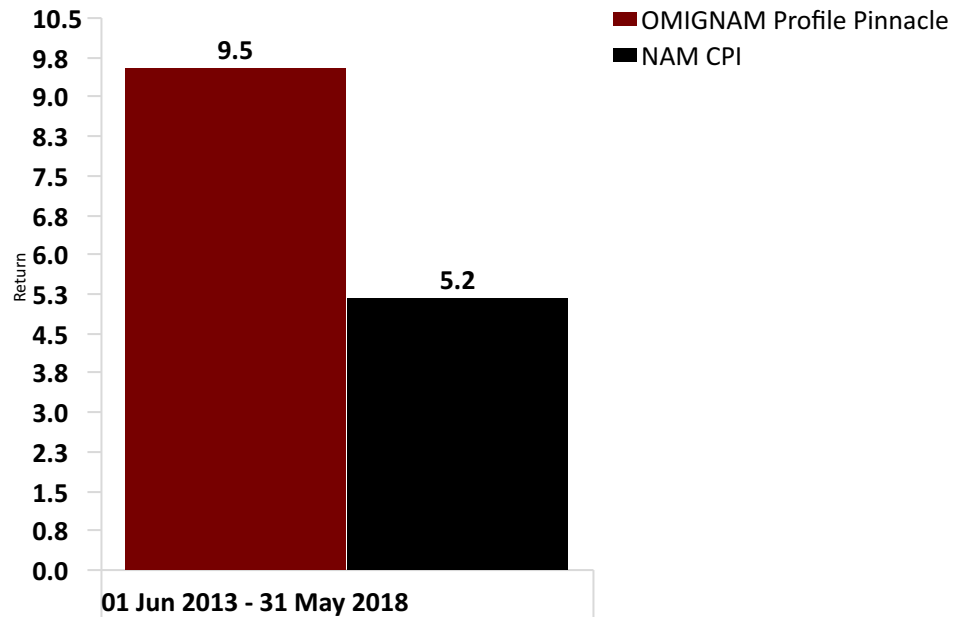
## 1 Year Returns



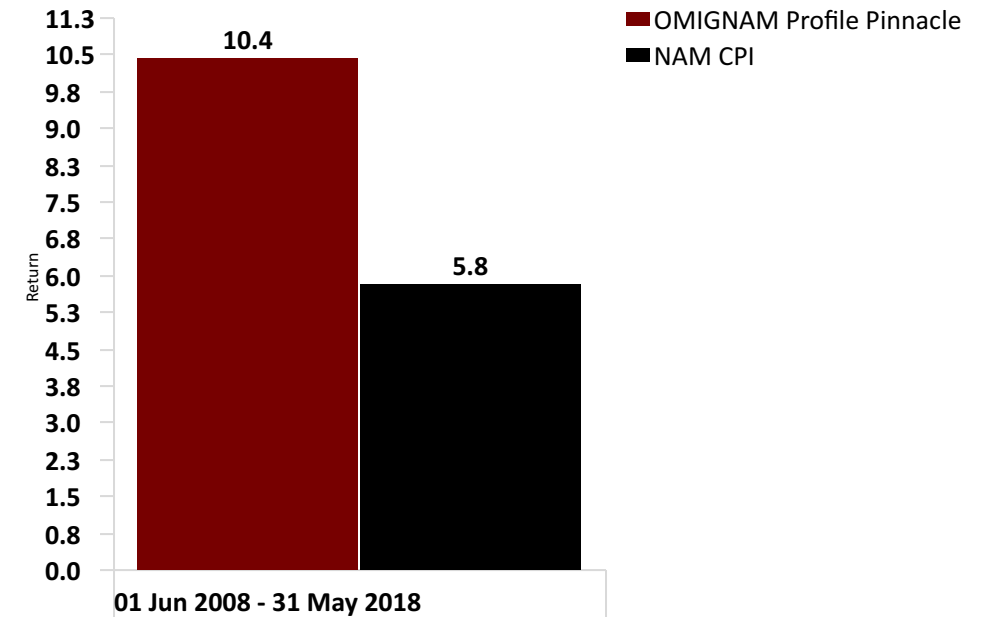
## 3 Year Returns



## 5 Year Returns



## 10 Year Returns

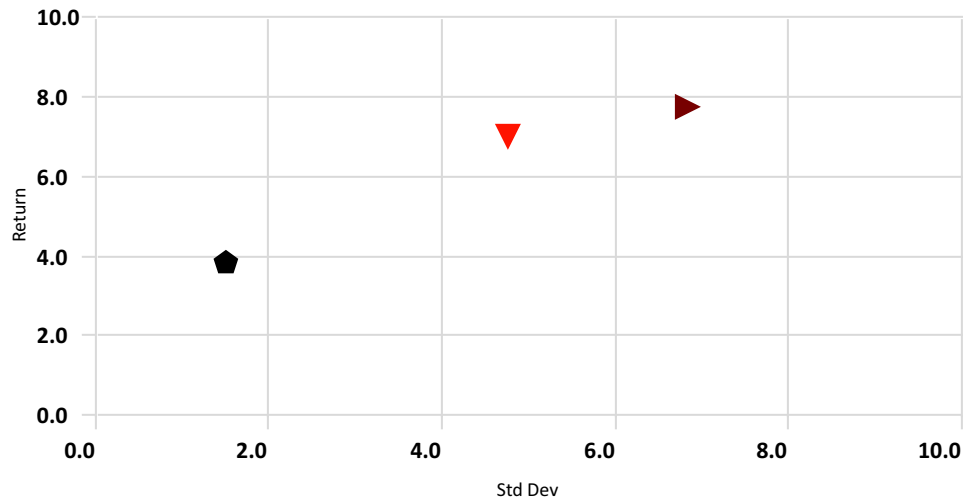


# Aggressive Managers



## Risk-Reward - 1 Year

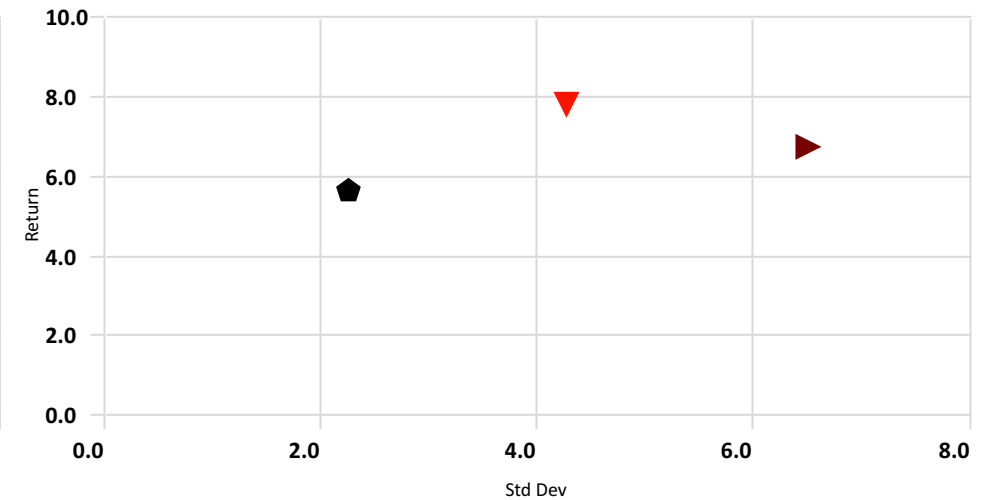
Time Period: 01 Jun 2017 to 31 May 2018



► OMIGNAM Profile Pinnacle ▼ NMG NAM Aggressive Benchmark • NAM CPI

## Risk-Reward - 3 Year

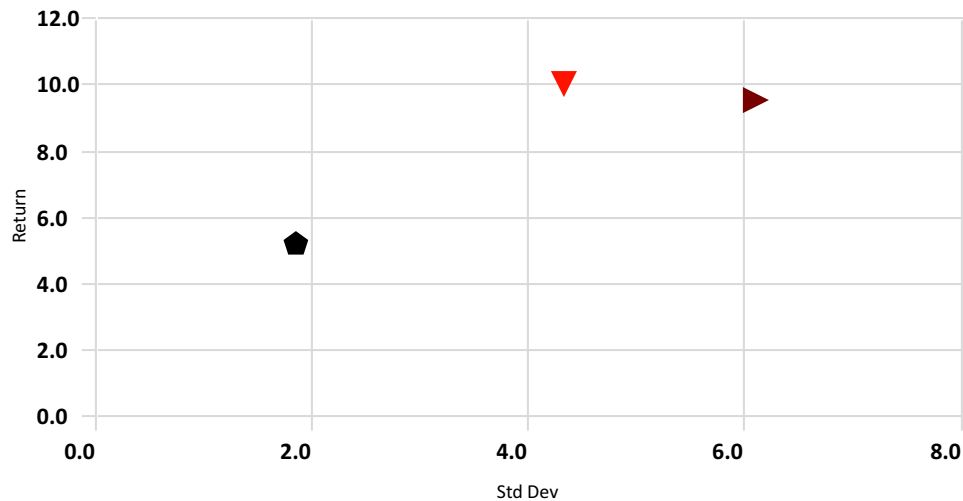
Time Period: 01 Jun 2015 to 31 May 2018



► OMIGNAM Profile Pinnacle ▼ NMG NAM Aggressive Benchmark • NAM CPI

## Risk-Reward - 5 Year

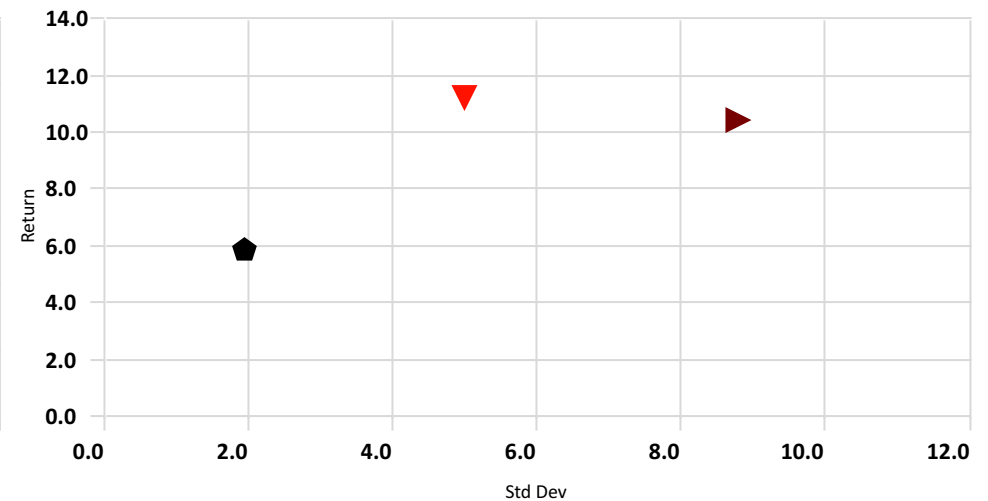
Time Period: 01 Jun 2013 to 31 May 2018



► OMIGNAM Profile Pinnacle ▼ NMG NAM Aggressive Benchmark • NAM CPI

## Risk-Reward - 10 Year

Time Period: 01 Jun 2008 to 31 May 2018

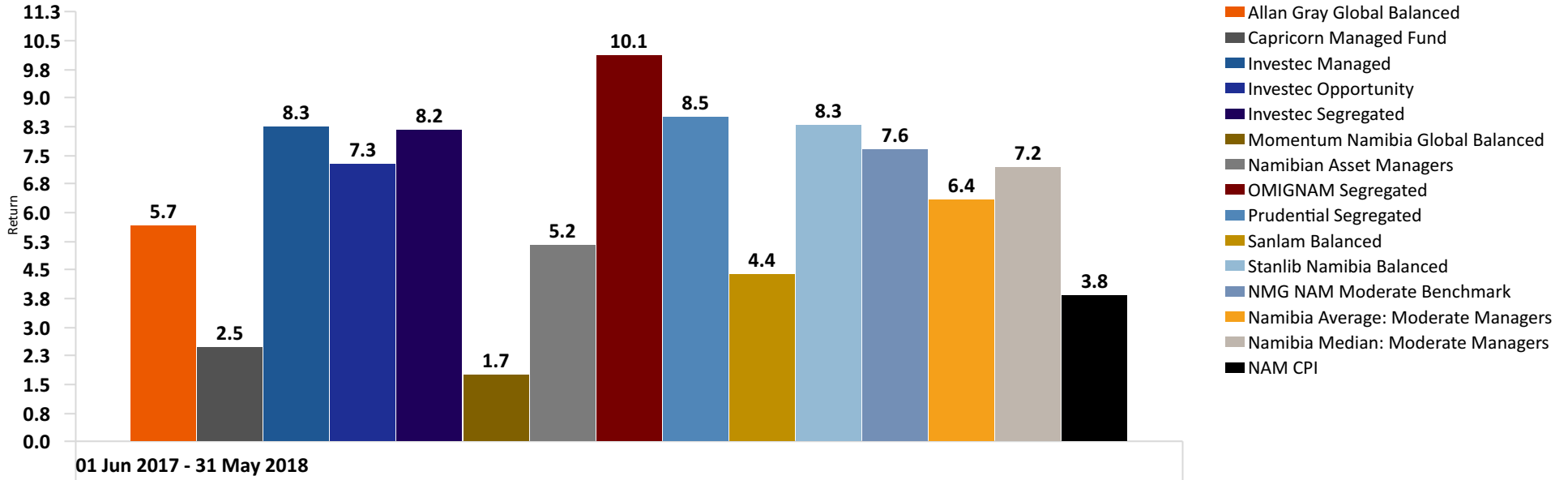


► OMIGNAM Profile Pinnacle ▼ NMG NAM Aggressive Benchmark • NAM CPI

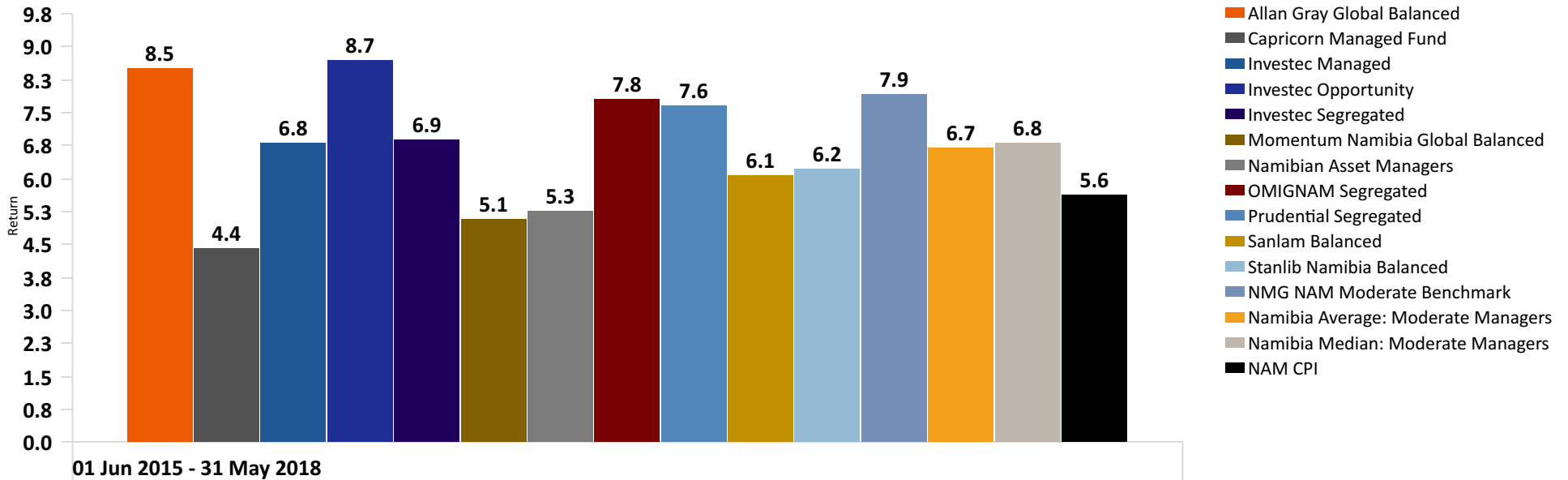
# Moderate Managers



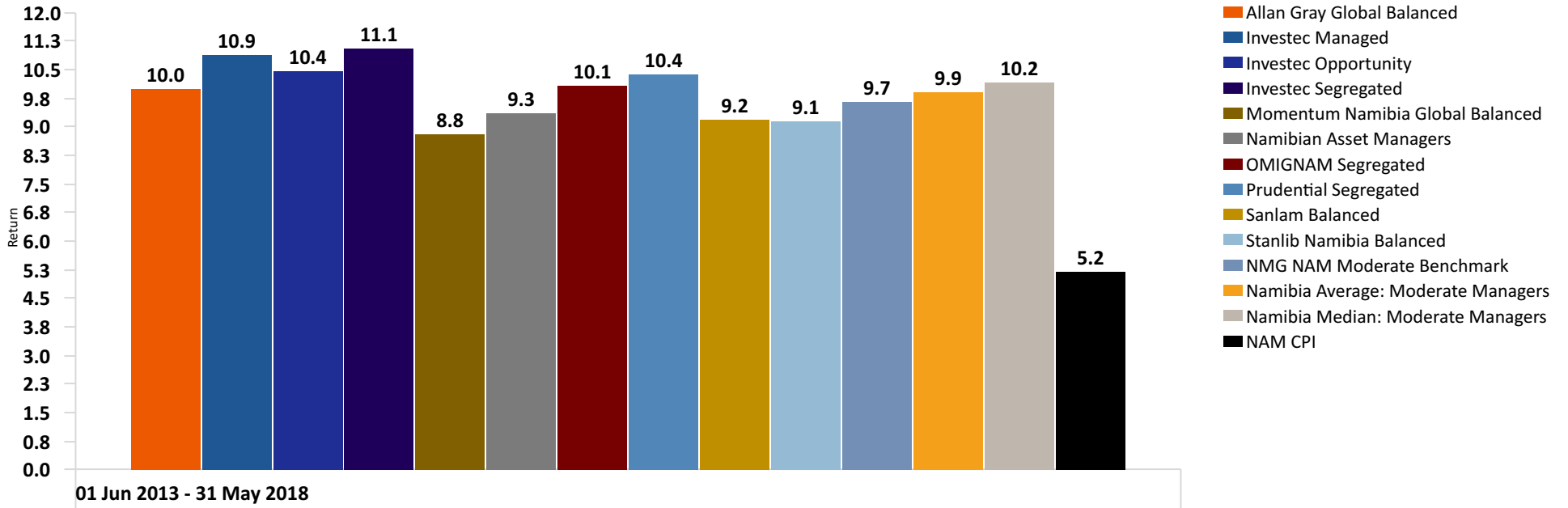
## 1 Year Returns



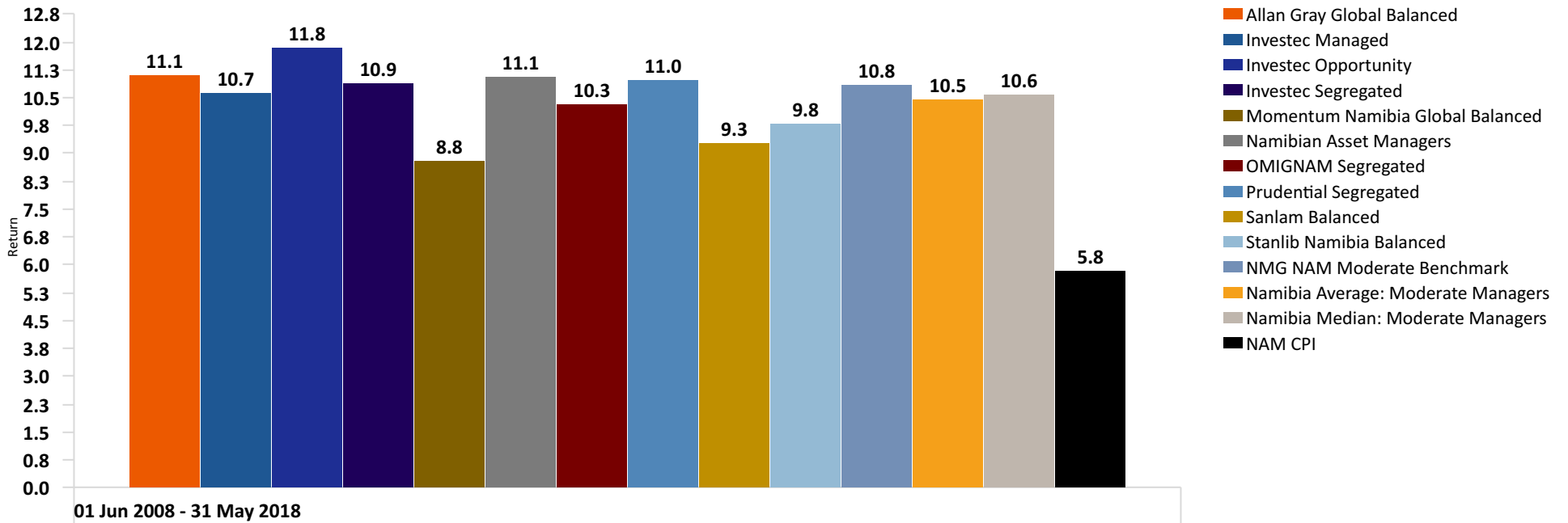
## 3 Year Returns



## 5 Year Returns



## 10 Year Returns

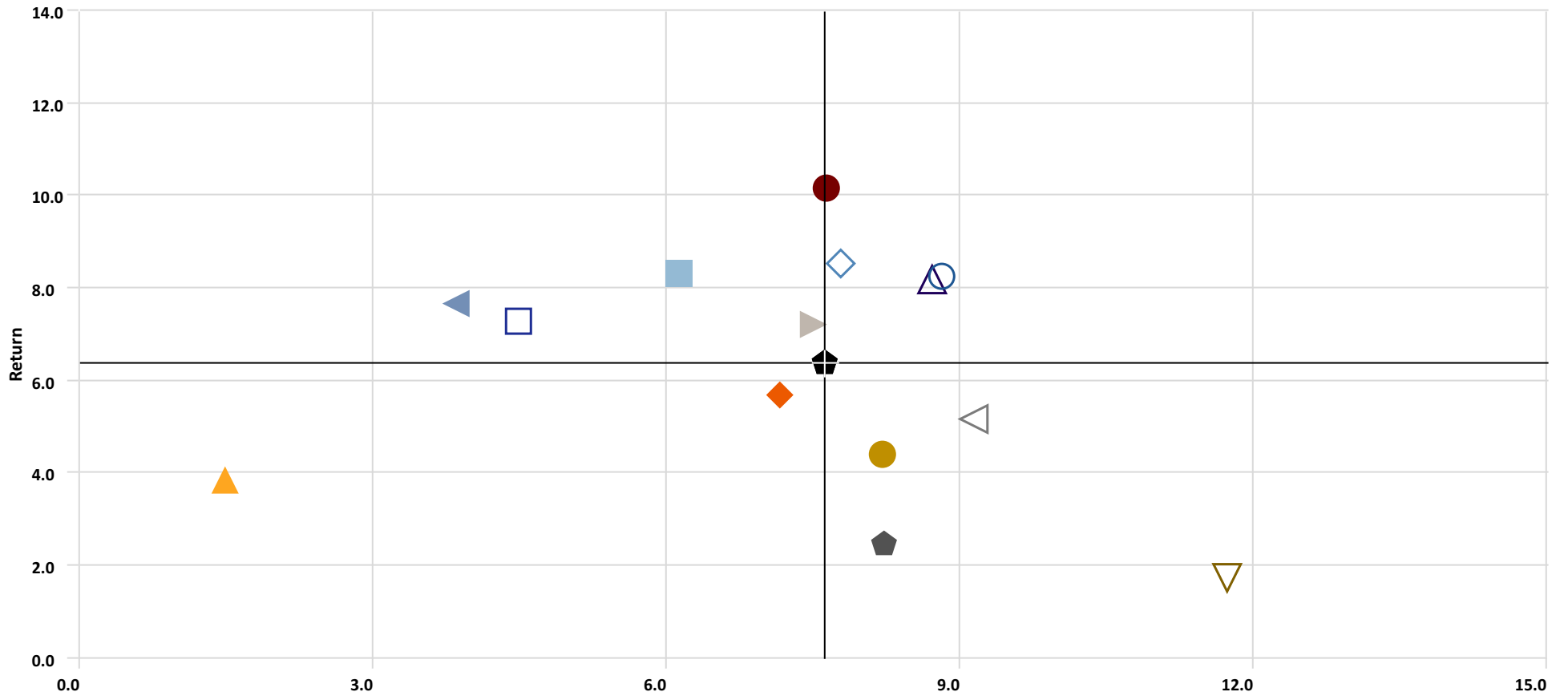


# Moderate Managers



## Risk-Reward - 1 Year

Time Period: 01 Jun 2017 to 31 May 2018



- ◆ Allan Gray Global Balanced
- ◻ Investec Opportunity
- ◁ Namibian Asset Managers
- Sanlam Balanced
- ▶ Namibia Median: Moderate Managers
- ◆ Capricorn Managed Fund
- △ Investec Segregated
- OMIGNAM Segregated
- Stanlib Namibia Balanced
- ▶ NMG NAM Moderate Benchmark
- Investec Managed
- ▽ Momentum Namibia Global Balanced
- ◇ Prudential Segregated
- ▲ NAM CPI
- ◆ Namibia Average: Moderate Managers

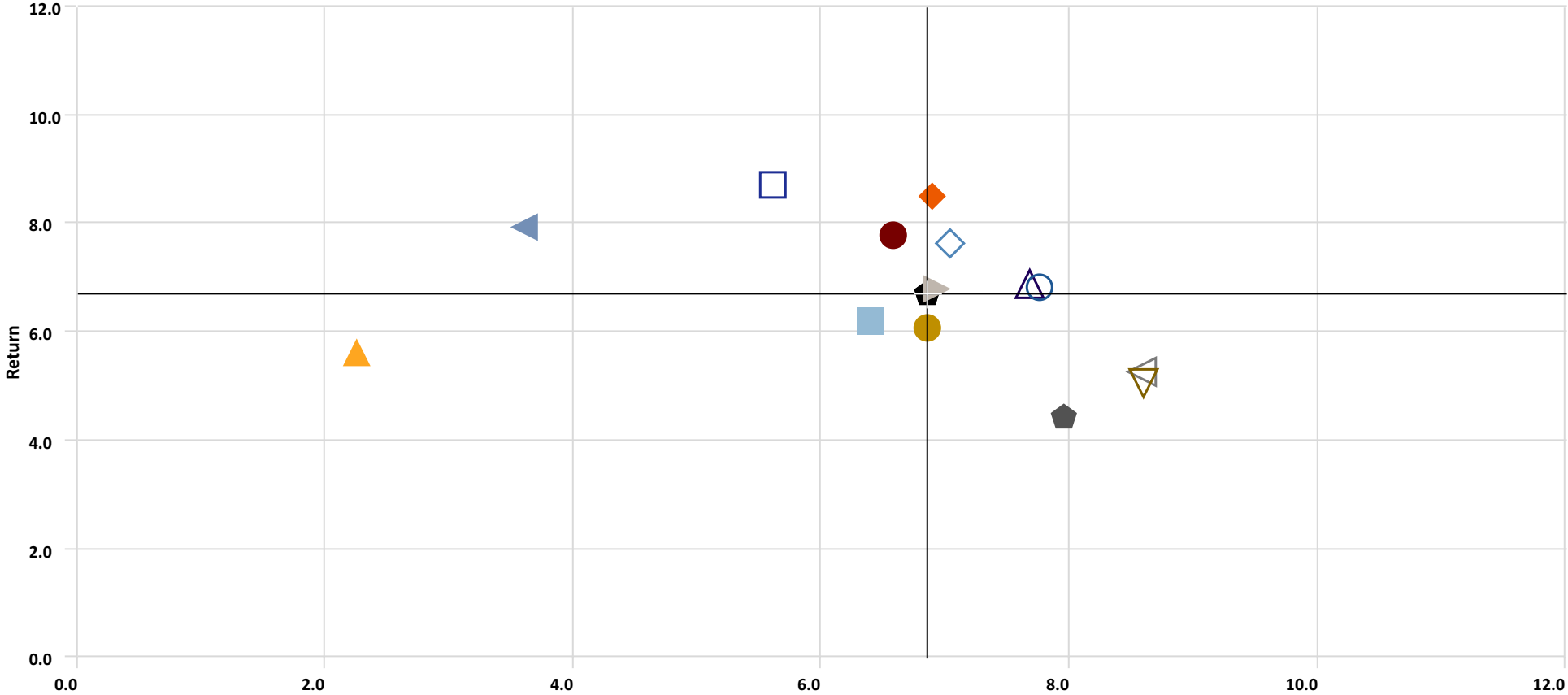


# Moderate Managers



## Risk-Reward - 3 Year

Time Period: 01 Jun 2015 to 31 May 2018



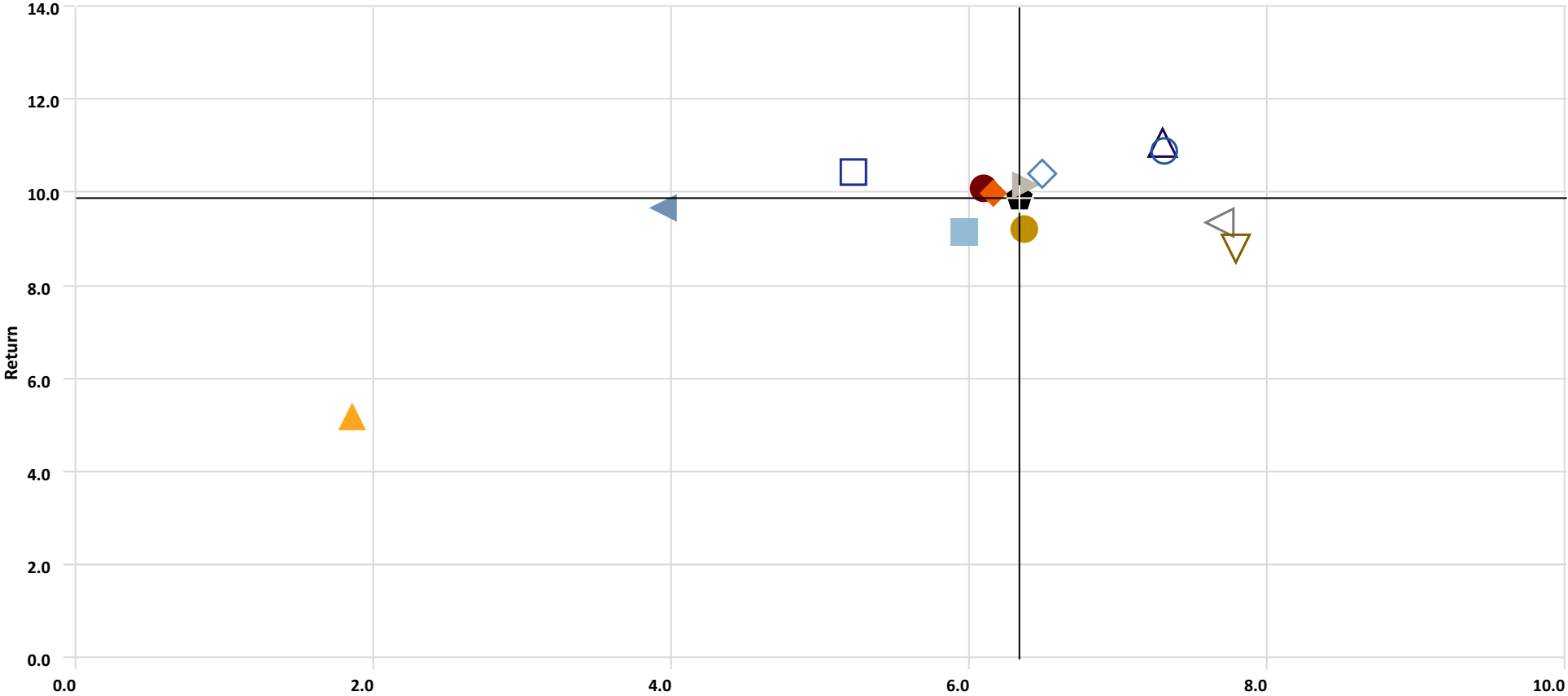
- ◆ Allan Gray Global Balanced
- Investec Opportunity
- ◁ Namibian Asset Managers
- Sanlam Balanced
- ▶ Namibia Median: Moderate Managers
- ◆ Capricorn Managed Fund
- △ Investec Segregated
- OMIGNAM Segregated
- Stanlib Namibia Balanced
- ▲ NAM CPI
- Investec Managed
- ▽ Momentum Namibia Global Balanced
- ◇ Prudential Segregated
- ◁ NMG NAM Moderate Benchmark
- ◆ Namibia Average: Moderate Managers

# Moderate Managers



## Risk-Reward - 5 Year

Time Period: 01 Jun 2013 to 31 May 2018



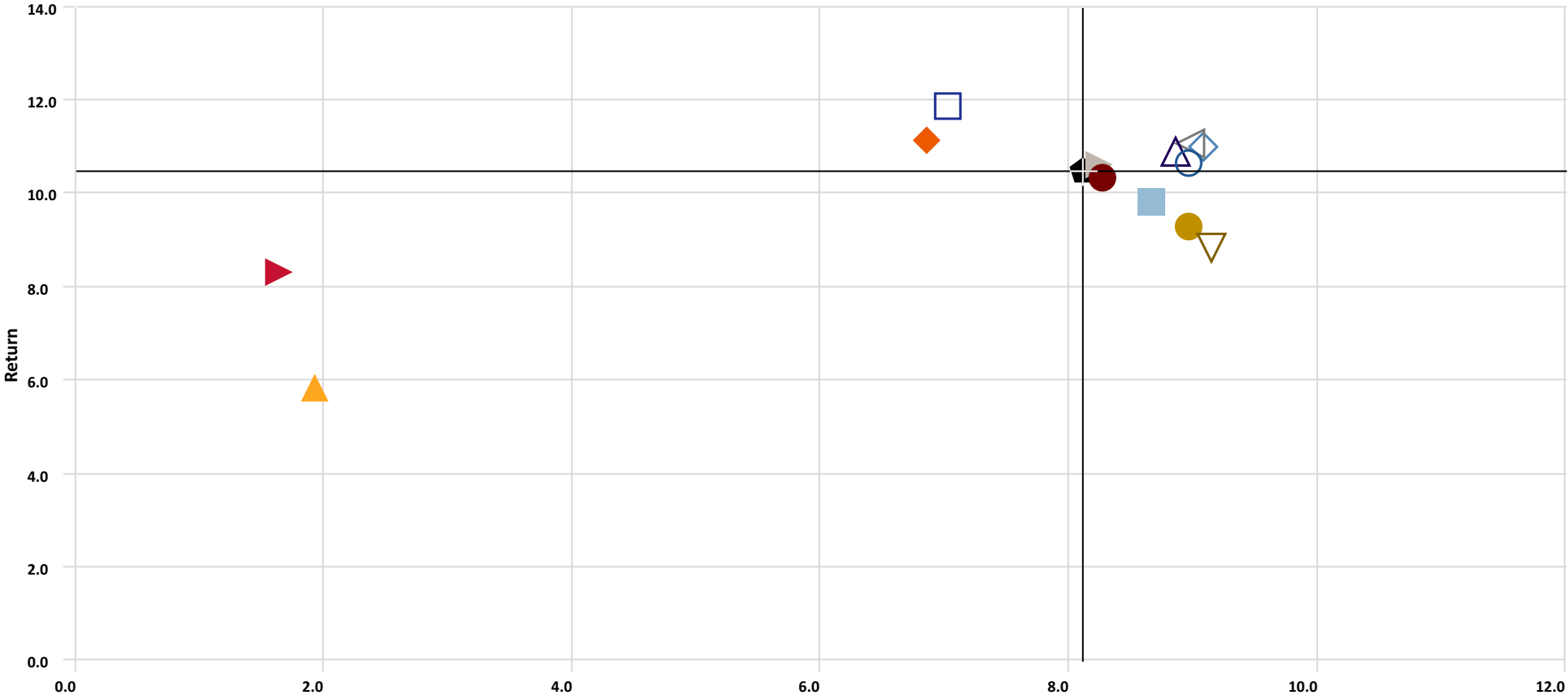
- ◆ Allan Gray Global Balanced
- Investec Managed
- Investec Opportunity
- ▲ Investec Segregated
- ▼ Momentum Namibia Global Balanced
- ◁ Namibian Asset Managers
- OMIGNAM Segregated
- ◇ Prudential Segregated
- Sanlam Balanced
- Stanlib Namibia Balanced
- ▲ NAM CPI
- ◆ Namibia Average: Moderate Managers
- ▶ Namibia Median: Moderate Managers
- ◁ NMG NAM Moderate Benchmark

# Moderate Managers



## Risk-Reward - 10 Year

Time Period: 01 Jun 2008 to 31 May 2018



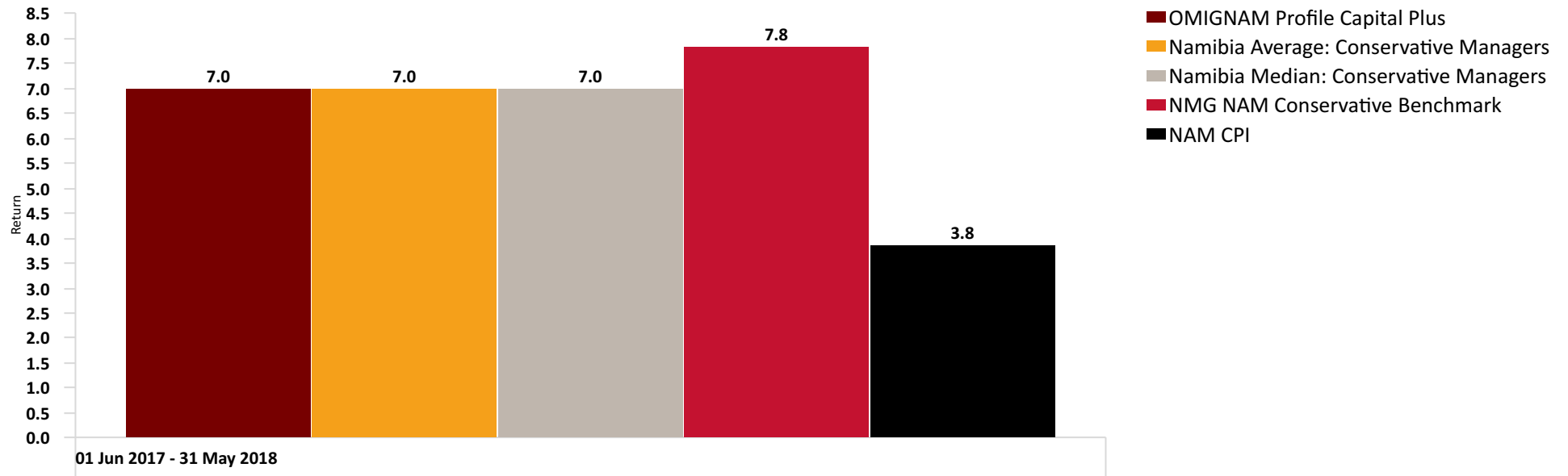
Std Dev

- ◆ Allan Gray Global Balanced
- ▲ Investec Segregated
- OMIGNAM Segregated
- Stanlib Namibia Balanced
- ▶ NMG NAM Conservative Benchmark
- Investec Managed
- ▼ Momentum Namibia Global Balanced
- ◇ Prudential Segregated
- ▲ Namibia Average: Moderate Managers
- Investec Opportunity
- ◁ Namibian Asset Managers
- Sanlam Balanced
- ▶ Namibia Median: Moderate Managers

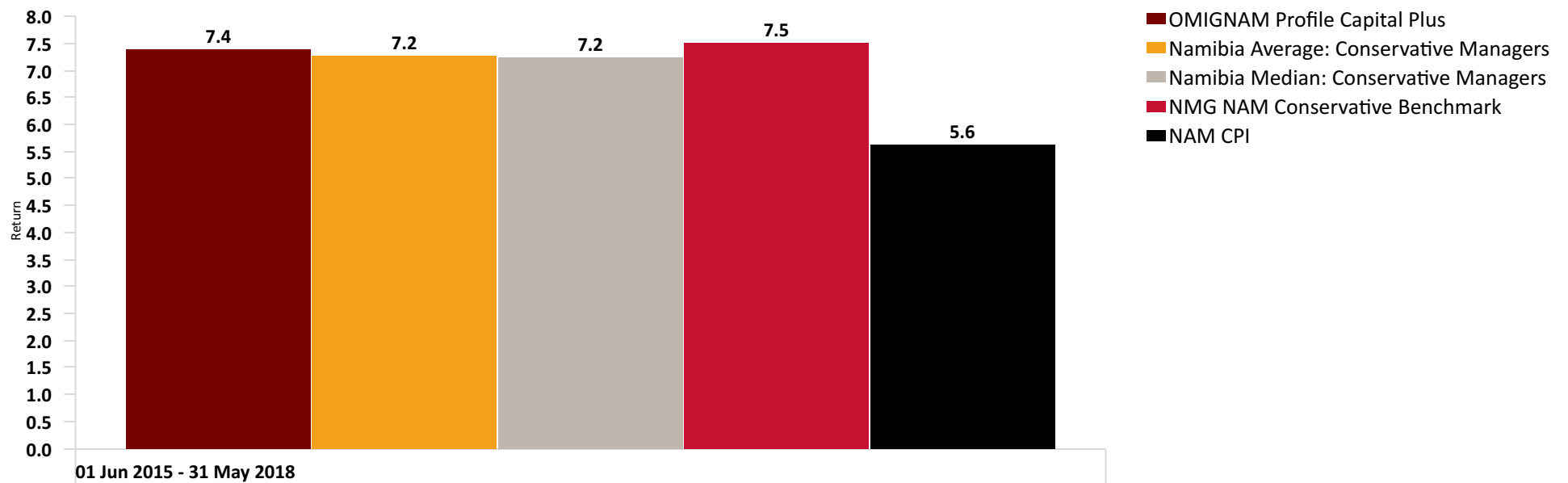
# Conservative Managers



## 1 Year Returns



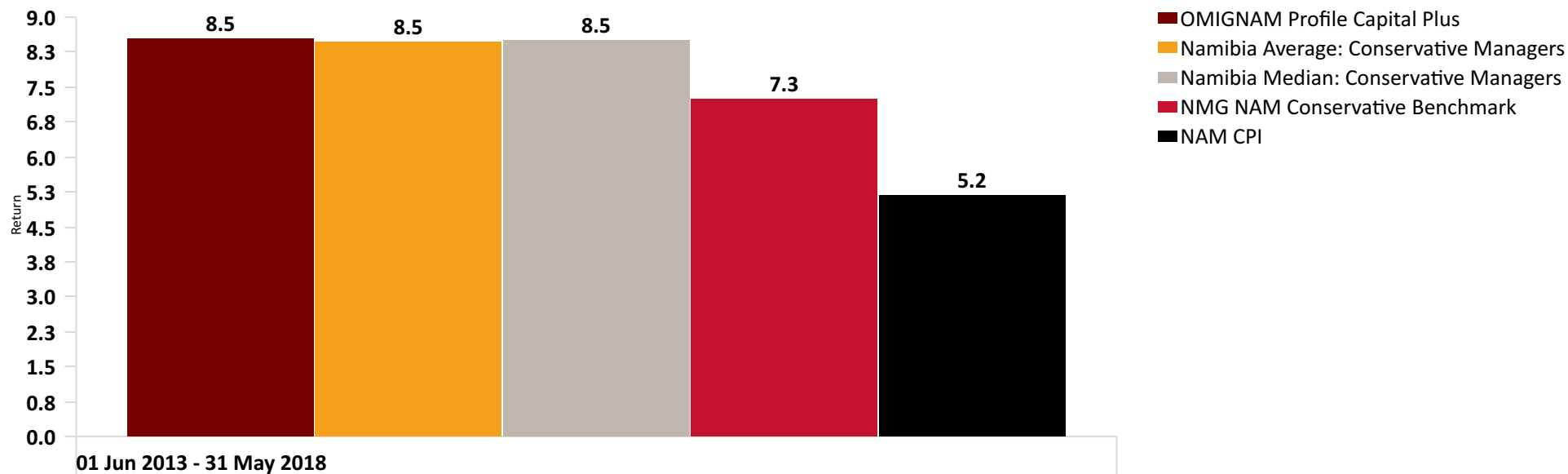
## 3 Year Returns



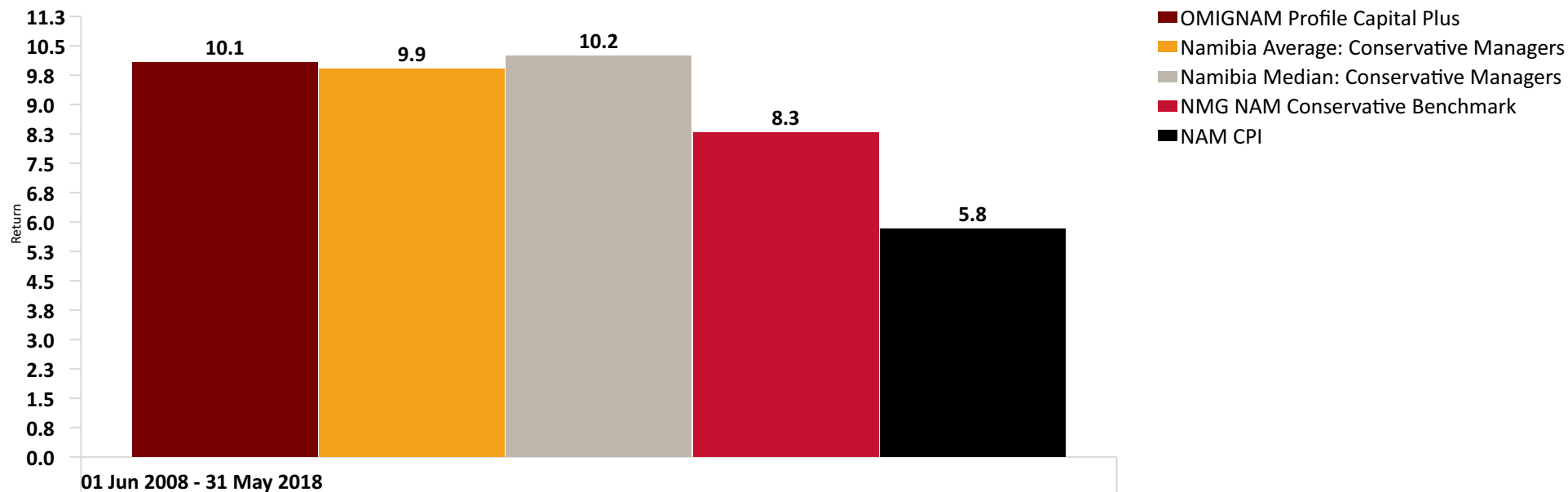
# Conservative Managers



## 5 Year Returns



## 10 Year Returns

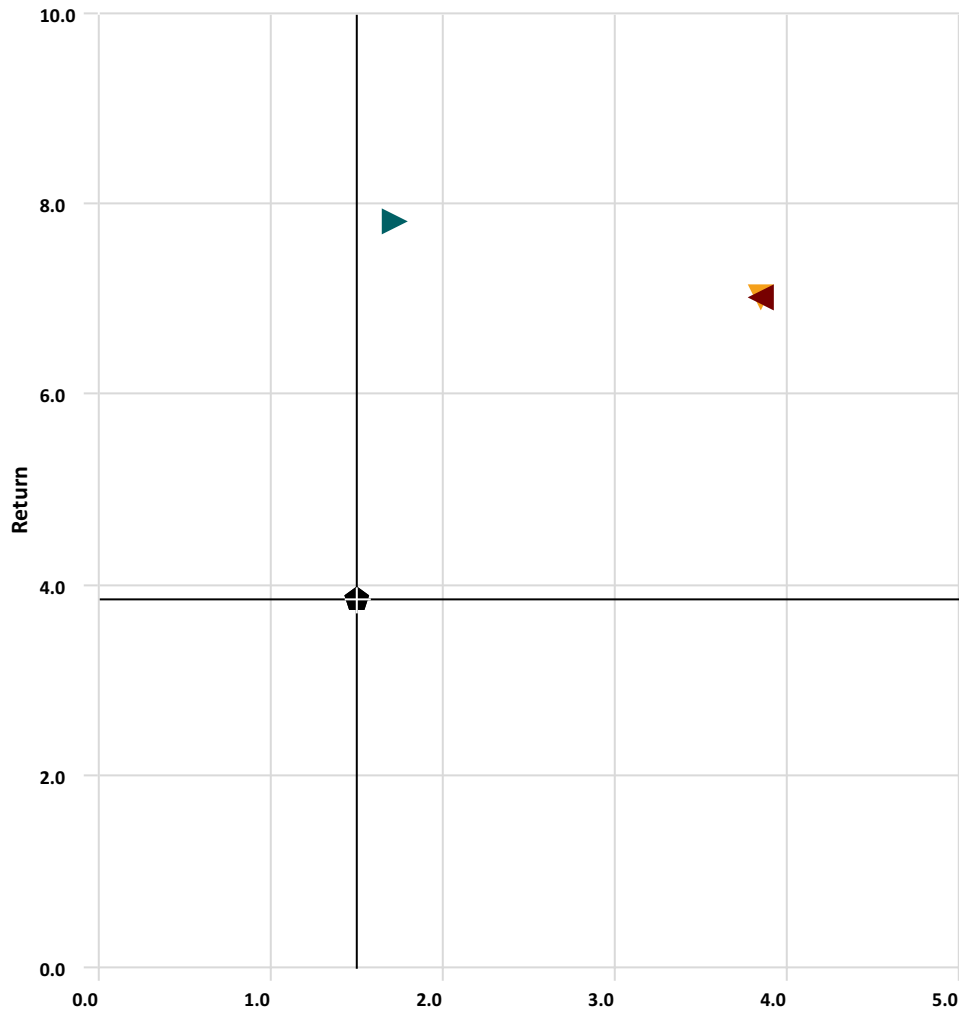


# Conservative Managers



## Risk-Reward - 1 Year

Time Period: 01 Jun 2017 to 31 May 2018

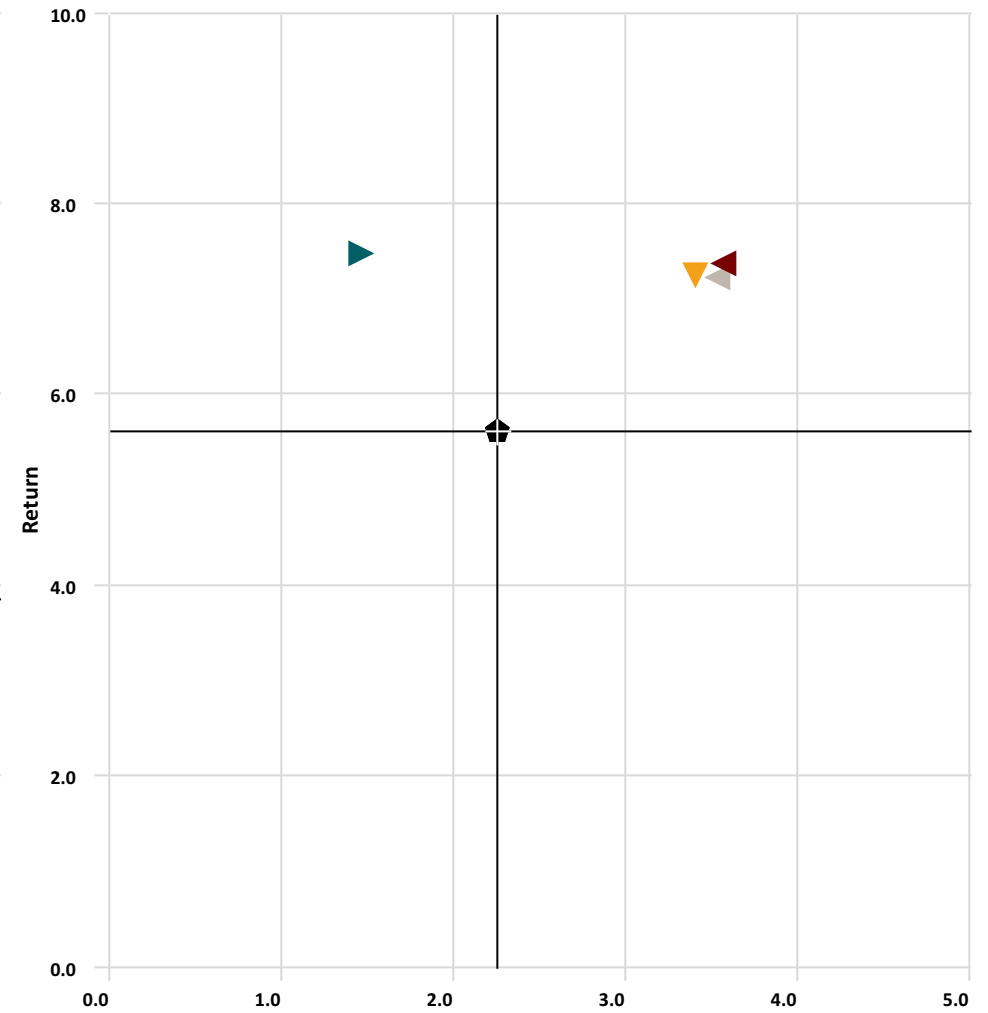


Std Dev

- ◀ OMIGNAM Profile Capital Plus
- ▶ NMG NAM Conservative Benchmark
- ▼ Namibia Average: Conservative Managers
- NAM CPI
- ◀ Namibia Median: Conservative Managers

## Risk-Reward - 3 Year

Time Period: 01 Jun 2015 to 31 May 2018



Std Dev

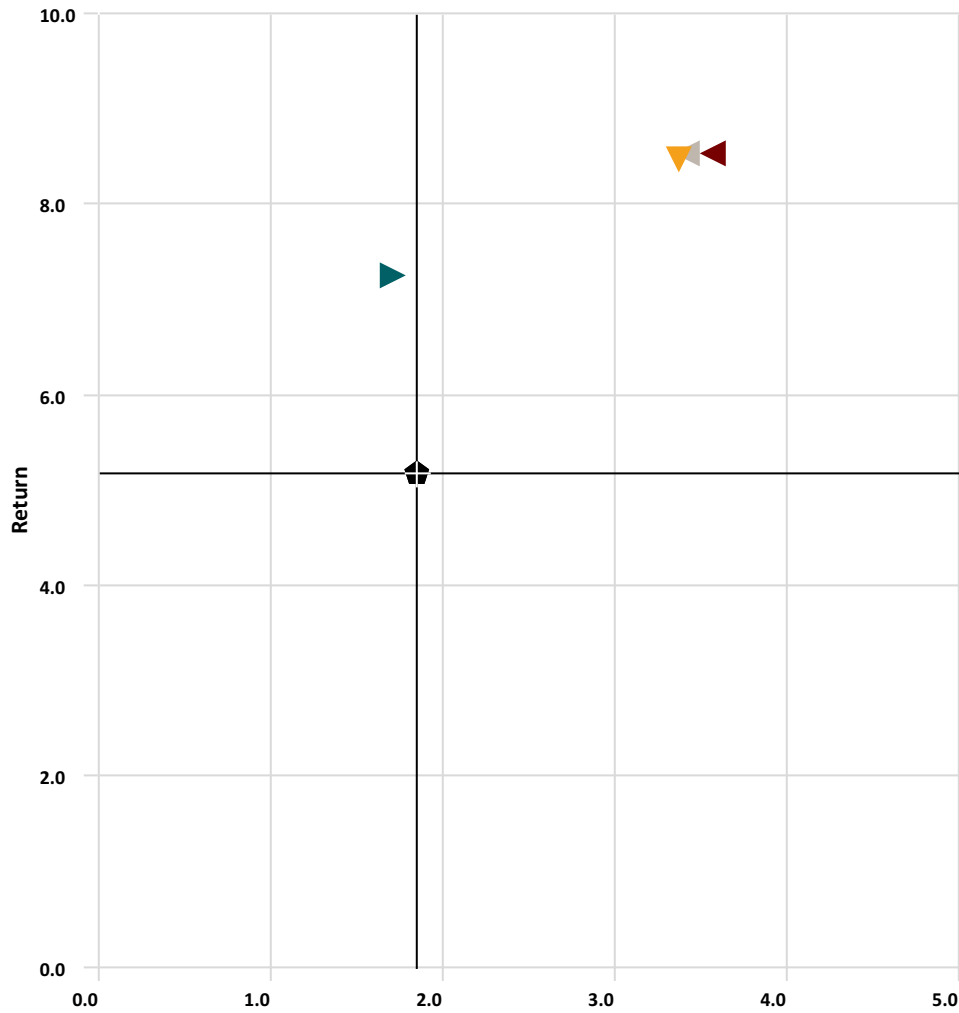
- ◀ OMIGNAM Profile Capital Plus
- ▶ NMG NAM Conservative Benchmark
- ▼ Namibia Average: Conservative Managers
- NAM CPI
- ◀ Namibia Median: Conservative Managers

# Conservative Managers



## Risk-Reward - 5 Year

Time Period: 01 Jun 2013 to 31 May 2018

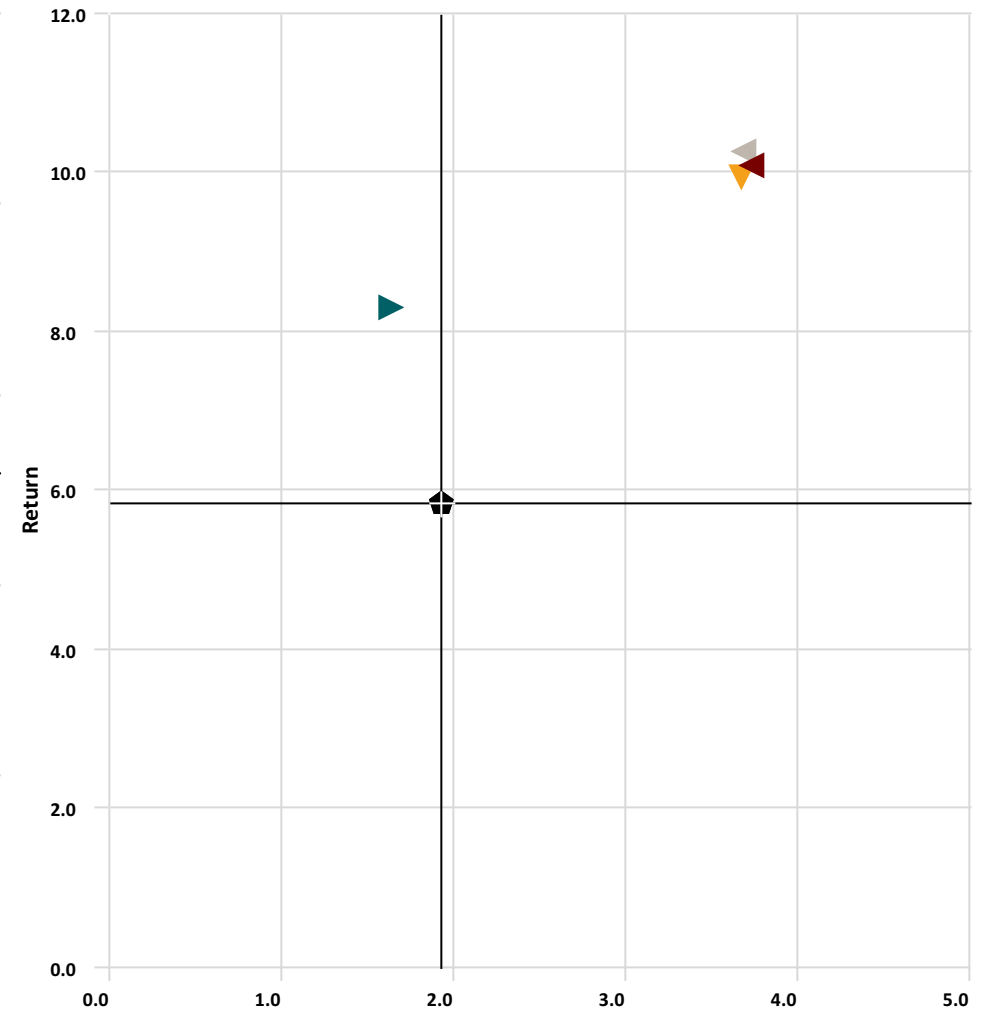


Std Dev

- ◀ OMIGNAM Profile Capital Plus
- ▶ Namibia Average: Conservative Managers
- ◀ Namibia Median: Conservative Managers
- NAM CPI
- ▶ NMG NAM Conservative Benchmark

## Risk-Reward - 10 Year

Time Period: 01 Jun 2008 to 31 May 2018



Std Dev

- ◀ OMIGNAM Profile Capital Plus
- ▶ Namibia Average: Conservative Managers
- ◀ Namibia Median: Conservative Managers
- NAM CPI
- ▶ NMG NAM Conservative Benchmark

Individual investment managers have provided the returns shown in this survey. The returns are those which a lump sum invested at the beginning of each period, would have achieved. We asked managers to provide their gross returns where possible; that is the returns achieved before the deduction of investment charges.

NMG Consultants & Actuaries (Pty) Ltd, is a licensed Financial Services Provider, FSP. 12968.

### Contact Us

#### Cape Town

Tel: 021 943 1800  
Fax : 021 943 1803  
E-mail: [survey@nmg.co.za](mailto:survey@nmg.co.za)

#### Johannesburg

Tel: 011 509 3000  
Fax : 011 886 2046

#### Windhoek

Tel: +264 61 237 841/2/3  
Fax: +264 61 237 844

#### Port Elizabeth

Tel: 041 397 3400  
Fax: 041 373 1905

#### Durban

Tel: 031 566 2133  
Fax: 031 566 2181